

DELAWARE SEASIDE RAILROAD CLUB NEWSLETTER

www.delawareseasiderailroadclub.com
dsrc@delawareseasiderailroadclub.com

ISSUE # 197

Editor - Bill Mixon

JANUARY 2021

302-945-1627 P. O. Box 479, Ocean View, DE 19970

VIEW FROM THE CAB

A Very Happy New Year to everyone!

Before I get into Club news, allow me a brief discussion of our recent travels.

As many of you know, Jean and I have become semi-Snow Birds! Since our daughter Jen and her family moved to Naples, Florida, we spend 5 to 6 weeks every winter in that very temperate climate. This year, due mostly to Jean's continued challenges in mobility, we decided to take the Amtrak Auto-Train for the largest part of the journey. We left on December 17th, and if you are not aware, this is an overnight trip that leaves Lorton, Virginia at about 4 pm each day and arrives in Sanford, Florida (a little north of Orlando) at 9 am the following morning.

Normally, our trip involves about 1200 miles, taken over two long days of driving and one hotel stay. The current Covid-19 health issues caused us to rethink the trip, and booking a room with self-contained restroom meant we'd have virtually no exposure to the general public while on the train. This trip was very expensive, but for a treat we decided to try it.

The Amtrak staff were outstanding, but the ride overnight, trying to sleep, while the cars jostled at speed through switch-points, was very rough indeed! Not much sleep from the guy in the top bunk! Did I ever mention that I am not the happiest camper if I don't get much sleep?

Anyway, the dinner was very nice, they bring it right to your room, and other than the roughness of the ride, everything went like clockwork. We had about 4 hours to drive the next morning, arriving in Naples at about 1:30 pm, and I must say more rested than we would be after driving two full days.

Our December 13th Indoor Yard Sale was once again a huge success. The income from the three yard sales events this fall exceeded our best years doing train shows, which tells us we might be using this type event in the future, provided we have enough in donated equipment to maintain a good inventory. Since our costs for this year were mostly the rent and upkeep for the club house, we have a plus side on our balance sheet over \$6,000.

I feel the first half of 2021 will feel much like the past nine months; restrictions will continue until nearly the entire population has received the vaccinations and the new strains have come under control. This means our ability to conduct events outside our club house will remain limited. Hopefully we can see a return to normal in time for July 4th parades and that would be a great time to get our name back out into the public again.

Until then, I hope we can keep the club open for our members and guests who are ready to enjoy seeing our displays again. Keep the tradition of toy trains alive wherever you are, and be certain that happier times are just ahead.

John Hodges


**D
A
V
E
S**



Joel & Earl (the "Elf") greet visitors to our club house.



A satisfied family at the Train-Load Yard Sale-Indoor on 12/05/2020.



The light at the end of the tunnel during The Pandemic 2020.



Former member, Paul Lovett's N-gauge diorama of Rehoboth Beach in the year 1910 in the Rehoboth Beach Museum.

**P
H
O
T
O
S**

A train made entirely of chocolate has set a new Guinness World Record as the longest chocolate structure in the world .



The sculpture, on display at the busy Brussels South station, is 112-feet (34 . 05 meters) long and weighs over 2,755 pounds (1250 kilos) .

Maltese chocolate artist Andrew Farrugia spent over 700 hours constructing the masterpiece .

He said he came up with the idea of the train last year after visiting the Belgian Chocolate Festival in Bruges: "I had this idea for a while, and I said what do you think if we do this realization of a long chocolate train, you know, because a train you can make it as long as you like .

"Actually it was going to be much smaller than it was, but I kept on adding another wagon, and another wagon, and it's the size it is today . "

Farrugia had previously built a smaller train of 12 feet for an event in Malta , which he said gave him insight about how to build this much larger version .

There are two parts to the train . The first seven wagons are modeled after the new Belgian trains, and the rest of the train is modeled after the old train wagons, including a wagon with a bar and restaurant on board .

Three days before the event, Farrugia transported the chocolate train by truck in 25 wooden boxes from Malta to Belgium .

Farrugia said the train incurred considerable damage during the drive and several of the train's walls had completely collapsed . Luckily, with hard work and little sleep, the chocolate artist was able to fix all the damages before presenting the train to the public on Monday .


After measuring the length of the train and confirming no material other than chocolate was used, officials from the Guinness Book of World Records added a new category to the collection of world records and declared the train to be the longest chocolate structure in the world .

IN MEMORIUM




John (Jack) Foley, Jr.
1936 - 2020


Here are three books available from Amazon which would provide some Winter reading and can help you with your model railroad empire.



Beginners building a small table or shelf layout up to experienced modelers assembling benchwork for a basement empire will find what they need in this comprehensive guide.



If model railroaders could own one book about wiring, this would be the best choice. In Wiring Your Model Railroad, Larry Puckett provides a helpful overview of all things wiring, including traditional wiring and DCC.



One of model railroading's best-known scenery modelers offers new techniques for adding realism to a layout of any size or scale