


Delaware SeaSide Railroad Club



All Gauges

All Fun

Newsletter Issue # 68

John Hodges, editor/writer

P.O. Box 479, Ocean View, DE 19970 Phone 302-682-4652

April, 2010

Visit our web site at www.delawareseasiderailroadclub.com

DSRC Completes First Adult ED. Class

On March 4th, our club held the final class of its 5 week program at the Southern Delaware Academy of Lifelong Learning, locally also known as SDALL. We wish to thank the staff at the academy and the members who attended the class as well for helping to make this a great success.

There is discussion currently underway regarding the offering of a 10 week program this fall. We will need to make a commitment to this soon, as schedules for fall classes must be in sometime in May. Among the comments we received were that we seemed to have more material than our 90 minute session allowed. This implies that we could easily expand the program a little, and give more time to some of the subjects that were short-changed.


Our SDALL group plans to meet soon to discuss this possibility and make a decision for the fall. Thanks to all our DSRC group who contributed their time, knowledge and experience to this endeavor.

Below: At SDALL, John Hodges presents a power point presentation on classic '50's and 60's accessories by Flyer & Lionel, with video film clips of the actual working models.

Photo by Bill Mixon



Know what this is?



No, that is not a trick question. This is a terminal strip, and I am showing one here because it occurs to me that not everyone knows these things.

This is an 8 position strip, and it is built with the two screws aligned vertically, electrically attached to each other. Along the top row, I used copper wire to connect 4 sets together, then connected the next 4 sets together. This makes a section for my AC Hot lines to my track, and another section for my AC ground. The larger wires go to the transformer, and the smaller wires go to different sections of track on the line fed by this transformer.

Below, just one of many pictures sent to me by Dave Flickinger. CSX heavy prime movers after the February storms near Point of Rocks, MD.



Club News

Our meeting on March 9th was attended by 21 members. We announced the completion of the SDALL class in Lewes on March 4th. The discussion about possibly offering a fall class running 10 sessions was tabled until the committee weighs the pros and cons.

We also kicked off the After School Enrichment Program with students from North Georgetown Elementary School on March 4th, and the students will work on a Westward HO! layout theme with an original American Flyer Franklin train set. This should be fun!

After some discussion, it was decided to change the layout structure in Georgetown, and there have been several brief work sessions to change the S gauge layout back to a closed rectangle shape so two trains can run simultaneously. This now allows for the HO committee to design and build a semi-permanent layout along the wall which the visitor first sees when they enter the upstairs doorway. The HO committee has this project in their sights, along with the changes planned for their bench work corners on the modular HO layout. The Seaford Train show was discussed and it was once again a great show for our club and we had ample help from many members.

A suggestion to add another member to our board was addressed. Since our By-laws don't allow for such a position, the board decided that in the future, any recognized committee would be invited to send its designated chairperson to attend any special or executive committee meetings held by the board. In this way, more members would learn a little more about the workings of the board, the jobs each director has and what those duties involve. The club decided to support the Millville VFD by purchasing a quarter page ad to advertise our June 19th train show in the Jubilee Program sponsored by Hocker's.

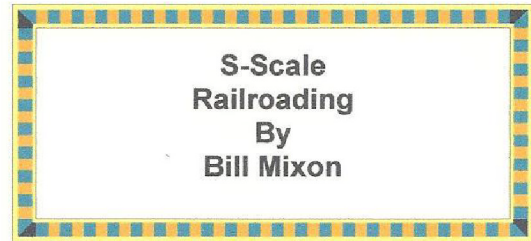
Miles Potter has begun working with the Georgetown Easter Seals Men's Club in an advisory capacity in helping them build a train layout. There are no club funds being used in this project.

Our club will provide a train layout for the fall Hartly show this year. We will sell raffle tickets there also.


Ads for the June Train show are in for the national magazines, and Lee Horn will be handling ads for local papers. Members were encouraged to sign up themselves and other family members to help out at the June Show. Our club has a new web site, and Bill Mixon was able to show the attendees what the web site has to offer. Go to: www.delawareseasiderailroadclub.com to view the site.

Calendar of Events

- Apr. 1, 2:30 pm, School Enrichment Program, Georgetown
- Apr. 8, 2:30 pm, School Enrichment Program, Georgetown
- Apr. 13, 7 pm Meeting, South Coastal Library, Bethany Bch
- Apr. 15, 2:30 pm, School Enrichment Program, Georgetown
- Apr. 22-24, TCA-York Train Meet. Car pools from Georgetown Walmart leave on 4/22 at about 8:00 am



LOW PRICE STRUCTURES



The house in the picture is a good example of low cost structures. I bought this S-gauge kit on ebay for \$3.95 plus \$1.55 shipping. It came in two days. The seller is "acf37b". The house is a 1900's style wood frame home. The kit, by Gary Johnson, includes roofing material and directions. He also sells "O-scale" kits.

The kit is printed on thin cardstock. I glued it to heavier cardstock using rubber cement. The house went together very easily. I think it took me about one hour to complete. I will bring this house to the meeting in April if you would like to see it.

Looking for Committee Chairs

Want to be a little more involved in club business and activities? Here is a way to do so, and not be tied to an 'official' position on the board of directors. The club would like to appoint an O gauge Chairperson, an S gauge Chairperson, and other committee chairs as needed. Call 302-682-4652